


# Active DRILL

semi automatic 3 head boring machine



 **BIESSE**

When competitiveness  
means long term  
reliability



Made **In** Biesse

## The market demands

a change in manufacturing processes that enables companies to **accept the largest possible number of orders**. This is coupled with the need to maintain high quality standards whilst offering product customisation **with quick and defined delivery times**.

## Biesse meets these requirements

with **technological solutions** that highlight and support technical expertise as well as process and material knowledge. Active Drill 65 is a semi-automatic 3 head Boring Machine for carrying out medium scale batch production.

- ▶ **Easy panel handling and simple adjustments.**
- ▶ **User friendly machine and simple controls.**
- ▶ **Great stability thanks to heavy duty structure.**



Minimum size,  
maximum  
performance



Active **DRILL**  
semi automatic 3 head boring machine



# Easy panel handling and simple adjustments

The settings can be changed rapidly guaranteeing short cycle time and high productivity.



Pneumatic positioning stops managed from control panel.



Linear guideways for vertical drill head positioning.


# User friendly machine and simple controls



Vertical drill head adjustment.



Control Panel.



Horizontal Drill Head.



Example of vertical drill head configuration.

# Service & Parts

Direct, seamless co-ordination of service requests between Service and Parts. Support for Key Customers by dedicated Biesse personnel, either in-house and/or at the customer's site.

## Biesse Service

- ▶ Machine and system installation and commissioning.
- ▶ Training centre dedicated to Biesse Field engineers, subsidiary and dealer personnel; client training directly at client's site.
- ▶ Overhaul, upgrade, repair and maintenance.
- ▶ Remote troubleshooting and diagnostics.
- ▶ Software upgrade.

500 / Biesse Field engineers in Italy and worldwide.

50 / Biesse engineers manning a Teleservice Centre.

550 / Certified Dealer engineers.

120 / Training courses in a variety of languages every year.



The Biesse Group promotes, nurtures and develops close and constructive relationships with customers in order to better understand their needs and improve its products and after-sales service through two dedicated areas: Biesse Service and Biesse Parts.

With its global network and highly specialised team, it offers technical service and machine/component spares anywhere in the world on-site and 24/7 on-line.



## Biesse Parts

- ▶ Original Biesse spares and spare kits customised for different machine models.
- ▶ Spare part identification support.
- ▶ Offices of DHL, UPS and GLS logistics partners located within the Biesse spare part warehouse, with multiple daily pick-ups.
- ▶ Order fulfilment time optimised thanks to a global distribution network with de-localised, automated warehouses.

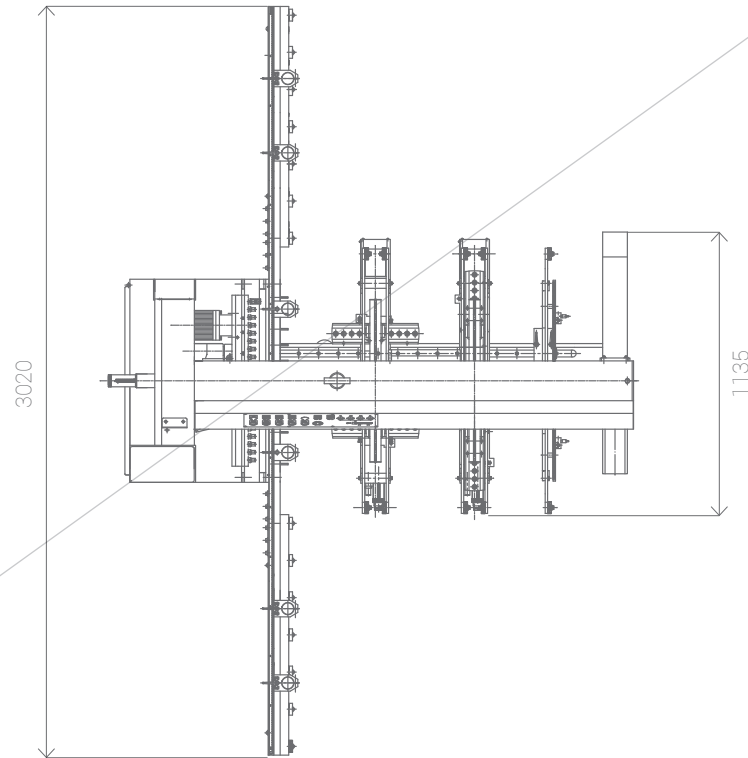
87% ✓ of downtime machine orders fulfilled within 24 hours.

95% ✓ of orders delivered in full on time.

100 ✓ spare part staff in Italy and worldwide.

500 ✓ orders processed every day.

# Technical data



Maximum workpiece thickness	mm / inch	70 / 2,755
Maximum stroke of pneu. cylinder	mm / inch	80 / 3,150
Horizontal drill head	nos.	21x1
Vertical drill head	nos.	(11+11)x2
Spindle speed	r.p.m	2800
Power of the horizontal drill head motor	kW	1.5
Power of the vertical drill head motor	kW	5.2
Center distance between spindles	mm / inch	32 / 1,259
Max. drilling width - vertical drill in parallel position	mm / inch	1050 / 41,33
Max. distance between drill spindles on same vertical drill head (drill chucks in linear configuration)	mm / inch	845 / 33,26
Max. distance between drill spindles on same vertical drill head (drill chucks in parallel configuration)	mm / inch	525 / 20,66
Min. distance between spindles of adjacent vertical drill head	mm / inch	140 / 5,511

The technical specifications and drawings are non-binding. Some photos may show machines equipped with optional features. Biesse Spa reserves the right to carry out modifications without prior notice.

A-weighted surface sound pressure level (L<sub>pfA</sub>) during machining for operator workstation on vane-pump machine L<sub>pa</sub>=83dB(A) L<sub>wa</sub>=106dB(A)  
 A-weighted sound-pressure level (L<sub>pA</sub>) for operator workstation and sound power level (L<sub>wA</sub>) during machining on cam-pump machine L<sub>wa</sub>=83dB(A) L<sub>wa</sub>=106dB(A) K measurement uncertainty dB(A) 4

The measurement was carried out in compliance with UNI EN 848-3:2007, UNI EN ISO 3746:2009 (sound power) and UNI EN ISO 11202:2009 (sound pressure levels at workstation) during panel machining. The noise levels shown are emission levels and do not necessarily correspond to safe operation levels. Despite the fact that there is a relationship between emission and exposure levels, this may not be used in a reliable manner to establish whether further measures need to be taken. The factors determining the exposure level for the workforce include length of exposure, work environment characteristics, other sources of dust and noise, etc. i.e. the number of other adjoining machines and processes. At any rate, the above information will enable the operator to better evaluate dangers and risks.

# Biesse Group

In

1 industrial group, 4 divisions  
and 8 production sites.

How

€ 14 million p/a in R&D and 200 patents registered.

Where

34 branches and 300 agents/selected dealers.

With

customers in 120 countries (manufacturers of furniture,  
design items and door/window frames, producers of ele-  
ments for the building, nautical and aerospace industries).

We

3,400 employees throughout the world.

**Biesse Group** is a multinational leader in the  
technology for processing wood, glass, stone, plastic  
and metal.

Founded in Pesaro in 1969, by Giancarlo Selci, the  
company has been listed on the Stock Exchange  
(STAR segment) since June 2001.

 **BIESSEGROUP**

 **BIESSE**

 **INTERMAC**

 **DIAMUT**

**MECHATRONICS**