

Rover S FT

NC processing centre



When competitiveness means growth



Made **In** Biesse

The market demands

a change in manufacturing processes, enabling companies to **accept the largest possible number of orders**. This is coupled with the need to maintain high quality standards whilst offering product customisation **with quick and reliable delivery times**.

Biesse responds

with **high-tech, innovative solutions** for nesting operations. **Rover S FT** is the gantry machining center designed for Nesting applications of wood and wood based materials, but also plastic based and non ferrous materials machining.


- ▶ **High precision and reliability over time.**
- ▶ **Maximum productivity, minimum footprint.**
- ▶ **High processing flexibility.**
- ▶ **Machine customisation depending on different production requirements.**



Full production
at a competitive price



Rover SFT
NC processing centre




High precision and reliability over time

Rover S FT has a robust, well-balanced structure, designed to handle demanding machining requirements without compromising product quality.



The heavy monolithic base guarantees solidity and absence of vibration, for consistent product quality over time.



The Gantry structure with dual engine is designed to increase precision and reliability standards for the execution of machining operations.



Automatic lubrication is an option that ensures the continuous lubrication of the machine's main moving parts without the need for operator intervention.



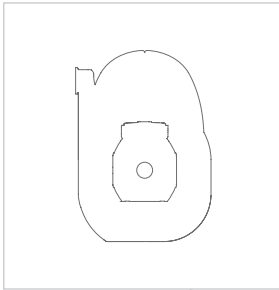
The **double X-axis motorisation** supports high speeds and accelerations whilst ensuring high finish precision and quality.



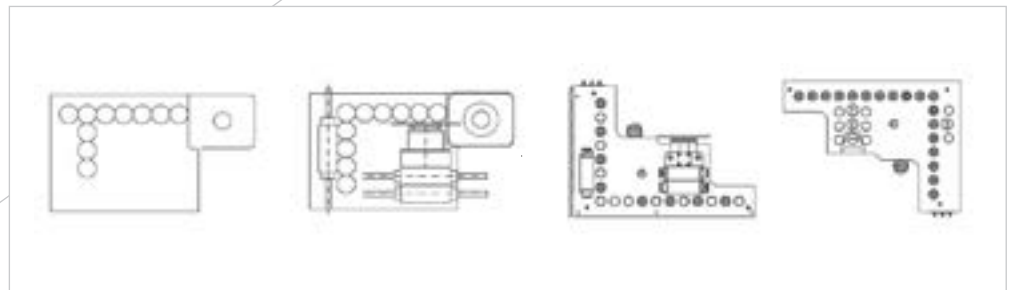
Higher motor power increases acceleration at 3 m/s^2 and speed 85 m/min .

Machine customisation depending on different production requirements

Configurations can be personalised to suit specific production requirements.




Electrospindles 13.2 kW.



Boring heads available from 10 to 25 spindles: BH25L - BH18 - BH17L - BH10



Biesse uses the same high-tech components for all machines in the Rover range. Electrospindles and boring heads are designed and manufactured for Biesse by HSD, the global leader in the mechatronics sector.



Reduced toolchange overtime



Up to 20 aggregates and tools available on the machine. It is possible to switch from one machining operation to the next with no need for operator intervention for tool changes.




Reduction of tool change set-up time and the possibility of operator error, thanks to the contact pre-setter, which automatically determines the length of the tool.

Biesse's experience at the service of craftspeople

A specific Research & Development team creates pioneering solutions to meet the market requirements and offer cutting edge technology that is reliable and guarantees first class results. Biesse uses the same high-tech components for all machines in its products range.



The electrospindle, boring head and aggregates are designed and manufactured for Biesse by HSD, the global leader in this sector.



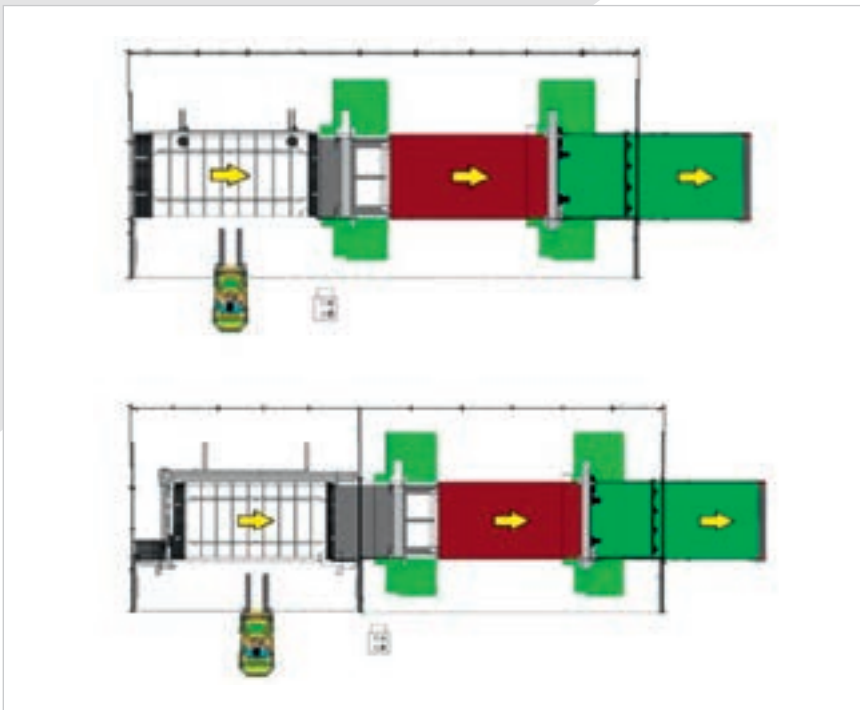
New BH18 / 25L boring head for the highest drilling capacity and productivity in its class.

A complete range of aggregates




Maximum productivity, minimum footprint

Biesse offers technological solutions for loading and unloading panels that automate and optimise the machining process with a footprint that is reduced by up to 40%.



Loading/unloading is carried out simultaneously allowing the operator to remove completed components from the unloading station with the utmost safety whilst the machine is already processing the next panel.




Panel identification and traceability within the production flow thanks to on-demand labelling system with touch screen.





Panel loading system with scissor lift and automatic panel alignment. The system's ease of use ensures long term reliability.



The **sweeper arm** with integrated suction supports the simultaneous cleaning of the spoilboard and unloading of finished panels, avoiding manual intervention and increasing productivity.

Moving the panel with **dynamic vacuum suction cup loading system**. A solution that adapts to all surface types.



Machine productivity is dramatically increased due to the unloading belt, which enables the removal of completed components outside the machine's work area.


High processing flexibility

The wide range of table sizes available covers all the standard panels sizes in the nesting industry and customers can choose the most suitable machine for their needs.

Rover S FT 1224
Rover S FT 1536
Rover S FT 1836
Rover S FT 2243



Advanced work table technology to machine panels of different types and sizes with the utmost reliability.

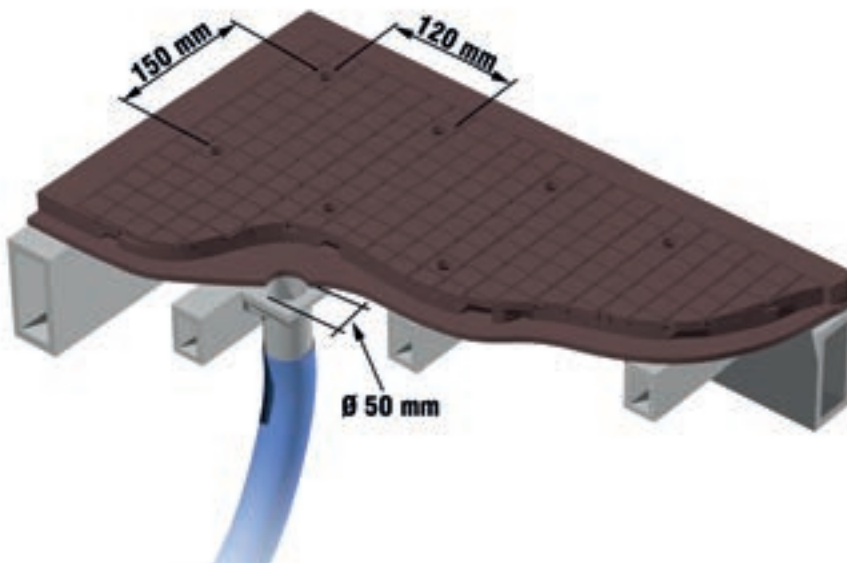


Stratified phenolic table with vacuum system.



Vacuum modules freely positionable on the FT work table without the need for dedicated connections.

Maximum panel security thanks to an advanced distributed vacuum system within the work table.



Multi-zone technology seamlessly and automatically adapts the vacuum of the machine to the different board sizes that the customer has in his production.



The locking of the vacuum adapts perfectly to the panel size and enables the switching from one format to another without the need for manual operations.

Productive economy

Biesse's processing centres for nesting and carving operations allow to achieve a finished produced machined on a single, compact machine at a competitive price. The robust and well-balanced structure of the machine is ideally suited for withstanding greater processing stresses without compromising the quality of the piece and for ensuring the best finish on different types of materials.

NESTING SOLUTIONS

Productivity and efficiency are increased, while maintaining high quality standards and fast delivery times.

A perfect combination of Biesse optimisation and Italian genius.



Compact footprint and superior ergonomic performance

Compact footprint and superior ergonomic performance, Rover S FT in the stand-alone version is the most compact solution on the market. It enables the operator to access the machines' three sides, guaranteeing maximum ergonomic comfort and safety.



The rack magazine with 6/8 positions supplies a simple and functional solution with minimum footprint.



Optimal cleaning of machined components and work area


Various automatic machine and component cleaning options are available which saves operator time.



Adjustable **suction hood** with 6 settings.



Additional intake manifold kit for unloading belt consisting of 2 suction hoods, on the top and one at end of the belt.



Vacuum aspiration from below, between machine and unloading belt.

High-tech becomes accessible and intuitive



bSolid is a 3D cad cam software program that supports the performance of any machining operation thanks to vertical modules designed for specific manufacturing processes.

- ▶ **Planning in just a few clicks, with endless possibilities.**
- ▶ **Simulating machining operations to visualise the piece ahead of manufacturing and have some guidance for the planning phase.**
- ▶ **Virtual prototyping of the piece to avoid collisions and ensure optimal machine equipment.**

Watch the **bSolid** ad at: youtube.com/biessegroup



bSolid



Reduced time and waste




bNest is the bSuite plugin specifically for nesting operations. It allows you to organise your nesting projects in a simple way, reducing the material waste and machining times.

- ▶ **Reduced production costs.**
- ▶ **Simplified work for the operator.**
- ▶ **Integration with company software.**



bNest



Ideas take form and shape



bCabinet is the bSuite plugin for furniture design. It allows users to develop designs for a given space, and to quickly identify the individual elements that make it up.

- ▶ **With the new plugin, it is easy to draw both individual items of furniture and complete furnishings for a range of spaces.**
- ▶ **Offering optimal integration with bSuite, users can move from design to manufacturing in just a few clicks.**
- ▶ **Total control and maximum optimisation of the furniture design and creation process, to achieve the highest levels of efficiency.**

bCabinet



Maximum operator safety

Biesse machines are designed to enable operators to work in complete safety. Working unit total protection.



Complete operator safety and maximum visibility of machining operation.



Overlaid layers of side curtain guards to protect the working unit, which are flexible to enable the machine to work at maximum speed in total safety.

Biesse CNC Nesting range

CNC - NESTING



ROVER J FT



KLEVER



ROVER S FT



ROVER A FT



ROVER B FT



ROVER C FT



EXCEL LINE

Service & Parts

Direct, seamless co-ordination of service requests between Service and Parts. Support for Key Customers by dedicated Biesse personnel, either in-house and/or at the customer's site.

Biesse Service

- ▶ Machine and system installation and commissioning.
- ▶ Training centre dedicated to Biesse Field engineers, subsidiary and dealer personnel; client training directly at client's site.
- ▶ Overhaul, upgrade, repair and maintenance.
- ▶ Remote troubleshooting and diagnostics.
- ▶ Software upgrade.

500 / Biesse Field engineers in Italy and worldwide.


50 / Biesse engineers manning a Teleservice Centre.

550 / Certified Dealer engineers.

120 / Training courses in a variety of languages every year.


The Biesse Group promotes, nurtures and develops close and constructive relationships with customers in order to better understand their needs and improve its products and after-sales service through two dedicated areas: Biesse Service and Biesse Parts.

With its global network and highly specialised team, it offers technical service and machine/component spares anywhere in the world on-site and 24/7 on-line.




Biesse Parts

- ▶ Original Biesse spares and spare kits customised for different machine models.
- ▶ Spare part identification support.
- ▶ Offices of DHL, UPS and GLS logistics partners located within the Biesse spare part warehouse, with multiple daily pick-ups.
- ▶ Order fulfilment time optimised thanks to a global distribution network with de-localised, automated warehouses.

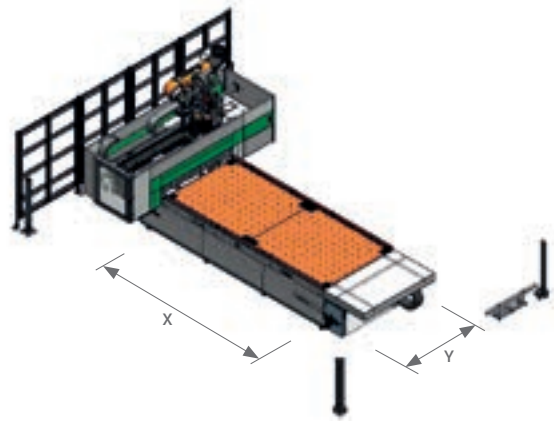
87%  of downtime machine orders fulfilled within 24 hours.

95%  of orders delivered in full on time.

100  spare part staff in Italy and worldwide.

500  orders processed every day.

Technical specifications



Working field

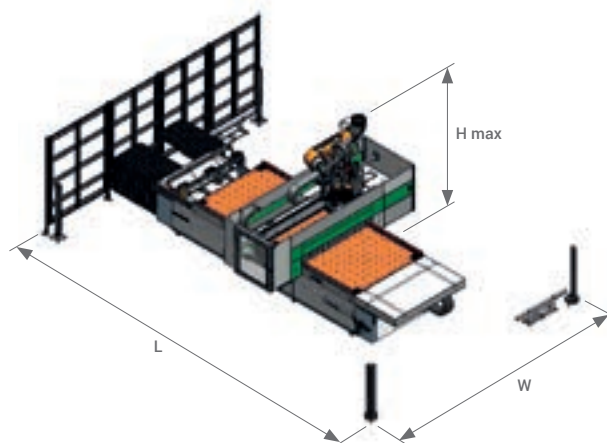
	X	Y	Z	
	mm/inch	mm/inch	mm/inch	mm/inch
			WITHOUT SWEEPER ARM	WITH SWEEPER ARM
Rover S FT 1224	2465/97	1260/60	170/7	105/4
Rover S FT 1536	3765/148	1560/61	170/7	105/4
Rover S FT 1836	3765/148	1875/74	170/7	105/4
Rover S FT 2243	4300/169	2205/87	170/7	105/4

Speed

	X	Y	Z
m/min - ft/min	60 - 196.9	60 - 196.9	25 - 82

Vectorial speed

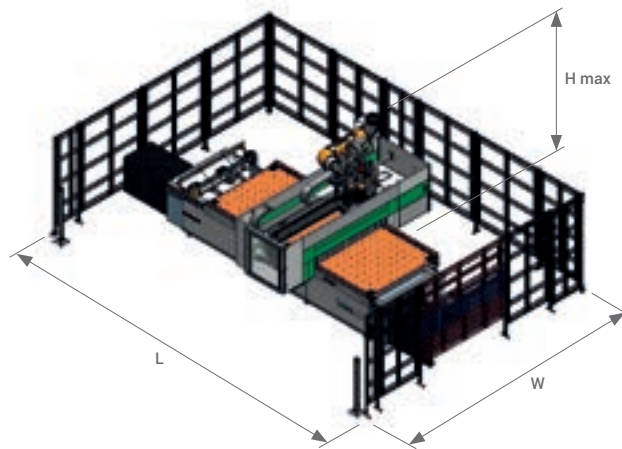
m/min - ft/min	84.9 - 278.4
----------------	--------------



Machine stand alone,
3 sides access

Footprint

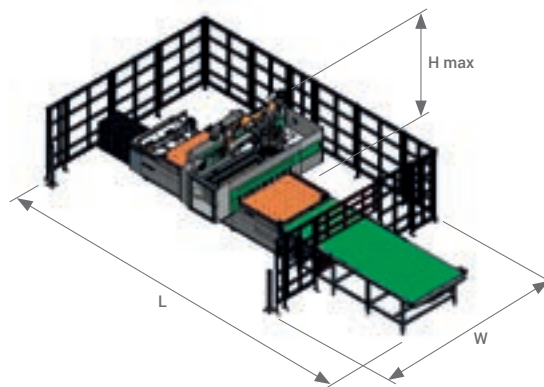
	L		W		H	H max
	mm/inch					
	NCE	CE	NCE	CE		
Rover S FT 1224	6069/239	6269/247	4714/186	4714/186	985/39	2445/96
Rover S FT 1536	7352/289	7552/297	5034/198	5034/198	985/39	2445/96
Rover S FT 1836	7352/289	7552/297	5317/209	5317/209	985/39	2445/96
Rover S FT 2243	8012/315	8212/323	5660/223	5660/223	985/39	2445/96



Machine stand alone,
front side access

Footprint

	L		W		H	H max
	mm/inch					
	NCE	CE	NCE	CE		
Rover S FT 1224	6015/237	6015/237	4714/186	4714/186	985/39	2445/96
Rover S FT 1536	7318/288	7318/288	5034/198	5034/198	985/39	2445/96
Rover S FT 1836	7318/288	7318/288	5317/209	5317/209	985/39	2445/96
Rover S FT 2243	8021/316	8021/316	5660/223	5660/223	985/39	2445/96

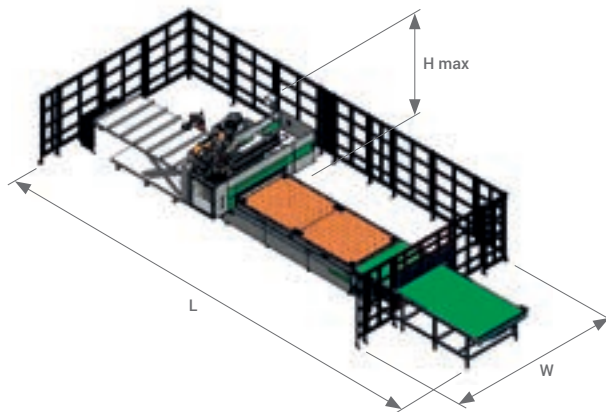


Machine with only
offloading belt conveyor

Footprint

	L		W		H	H max
	mm/inch					
	NCE	CE	NCE	CE		
Rover S FT 1224	7939/313	7939/313	4714/186	4714/186	985/39	2445/96
Rover S FT 1536	10251/404	10251/404	5034/198	5034/198	985/39	2445/96
Rover S FT 1836	10251/404	10251/404	5317/209	5317/209	985/39	2445/96
Rover S FT 2243	11747/462	11747/462	5660/223	5660/223	985/39	2445/96

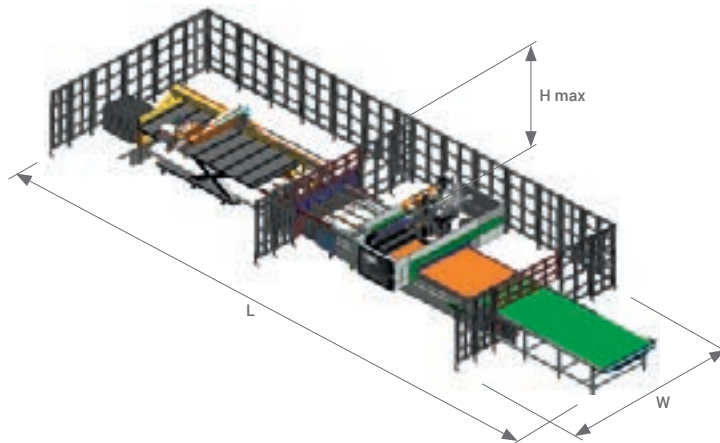
Technical specifications



Machine with complete type A cell

Footprint

	L		W		H	H max
	mm/inch					
	NCE	CE	NCE	CE		
Rover S FT 1224	10005/394	10005/394	4714/186	4714/186	985/39	2445/96
Rover S FT 1536	13620/536	13620/536	5034/198	5034/198	985/39	2445/96
Rover S FT 1836	13620/536	13620/536	5317/209	5317/209	985/39	2445/96
Rover S FT 2243	15460/609	15460/609	5660/223	5660/223	985/39	2445/96



Machine with complete type B cell

Footprint

	L		W		H	H max
	mm/inch					
	NCE	CE	NCE	CE		
Rover S FT 1224	12830/505	12830/505	4771/188	4771/188	985/39	2445/96
Rover S FT 1536	16329/643	16329/643	4956/195	4956/195	985/39	2445/96
Rover S FT 1836	16329/643	16329/643	5257/207	5257/207	985/39	2445/96
Rover S FT 2243	18350/722	18350/722	5598/220	5598/220	985/39	2445/96

The technical specifications and drawings are non-binding. Some photos may show machines equipped with optional features. Biesse Spa reserves the right to carry out modifications without prior notice.

A weighted sound pressure level (LpA) during machining for operator workstation on vane-pump machine Lpa=79dB(A) Lwa=96dB(A) A-weighted sound-pressure level (LpA) for operator workstation and sound power level (LwA) during machining on cam-pump machine Lwa=83dB(A) Lwa=100dB(A) K measurement uncertainty dB(A) 4.

The measurement was carried out in compliance with UNI EN 848-3:2007, UNI EN ISO 3746: 2009 (sound power) and UNI EN ISO 11202: 2009 (sound pressure levels at workstation) during panel machining. The noise levels shown are emission levels and do not necessarily correspond to safe operation levels. Despite the fact that there is a relationship between emission and exposure levels, this may not be used in a reliable manner to establish whether further measures need to be taken. The factors determining the exposure level for the workforce include length of exposure, work environment characteristics, other sources of dust and noise, etc. i.e. the number of other adjoining machines and processes. At any rate, the above information will enable the operator to better evaluate dangers and risks.

Made **With** Biesse

The Sagrada Familia site bets on Biesse.

The carpentry workshop of the majestic cathedral designed by Antoni Gaudí has purchased a BIESSE processing centre mainly to develop moulds for the production of stone, marble and concrete elements, as well as shuttering modules. Salvador Guardiola, a highly experienced carpenter specialised in ship-building and responsible for recreating one of the two Caravels used by Columbo during his voyage to America, has been in charge of the Sagrada Familia site for 19 years. "We have chosen

BIESSE for the quality of their processing centre and their technical service", states Guardiola. "The machine cannot stop: some days, it works 24 hours over 24 and, therefore, we needed someone who is able to immediately react to any emergencies". As a matter of fact, BIESSE's technical service for the Sagrada Familia site shall manage to be effective, timely and accurate thanks to the on-line service that the company offers to its customers.



BIESSEGROUP

 **BIESSE**

 **INTERMAC**

 **DIAMUT**

MECHATRONICS

In 

1 industrial group, 4 divisions and 8 production sites

How 

€ 14 million p/a in R&D and 200 patents registered

Where 

34 branches and 300 agents/selected resellers

With 

customers in 120 countries: manufacturers of furniture, design items, and door/window frames, producers of components for the building, nautical and aerospace industries

We 

3400 employees throughout the world