



COMPACT easy line

Bordi e Profili

Edges and Mouldings



COMPACT easy line



Macchina automatica unilaterale per operazioni di fresatura e levigatura di bordi e levigatura di profili in legno massiccio, MDF o altri materiali quali: impiallacciato, vernice, fondi poliuretatici, U.V., poliesteri, poliuretatici, plastici, Corian ecc.

Automatic single sided machine capable of shaping and sanding edges of panels and sanding mouldings made of the following materials: solid timber, MDF, veneer, U.V., P.Y., P.U., or other materials like plastic, Corian etc.

I MOD. T.F. T.A. Toupie

Gruppo a fresare fisso (T.F.) o automatico (T.A.).

Potenza motore Kw 3/4 autofrenante.

Albero portautensile Ø 40 mm correato di anelli distanziatori.

Indicatori di posizione digitali sui tre assi di regolazione del gruppo.


Capacità d'inclinazione -5°+90°

Max. utensile Ø 200 mm.

Presca d'aspirazione Ø 120 mm.

Aria aspirata 1000 m³/h.

a 25 mt/sec.



Gruppo fresa TF
Fix cutter TF

GB MOD. T.F. T.A. Cutter

Stationary (T.F.) or jumping (T.A.) cutter unit.

Motor power Kw 3/4 self breaking.

Tool spindle Ø 40 mm with spacers.

Mechanical digital readouts on the three axis of the unit.

Unit tiltable from -5° to 90°

Tool size Ø 200 mm.

Extraction hood 120 mm.

Extraction rate 1000 m³/hr at 25

mt/sec.

MOD.G90/S Levigatore a nastro

Gruppo levigatore a nastro per profili piani e sagomati fino a 80 mm.

Oscillazione regolabile del nastro.

Sicurezza in caso di rottura nastro con uscita immediata del tampone e arresto del traino.

Soffiatori per la pulitura e

il raffreddamento del nastro abrasivo con intervento temporizzato

in sincronismo con l'entrata del tampone.

Indicatori di posizione digitali sui tre assi di regolazione del gruppo.

Motore da Hp 3 comandato

da inverter monofase da Kw 2.25.

Dimensioni nastro abrasivo


2900 x 90 mm.

Capacità di inclinazione -30°+100°

Prese aspirazione Ø 120 mm.

Aria aspirata 1000 m³/h a 25 mt/sec.

Consumo aria compressa 100 l/min.



Levigatore a nastro G 90S
Belt sanding unit G 90S

MOD. G90/S Belt sander

Belt sanding unit for flat or shaped edges up to 80 mm. max. width.

Belt oscillation device.

Safety switch in case of belt breaking, with releasing of pad and stop of feeding.

Blowers for belt cleaning and cooling, synchronised with the movement of the pad.

Mechanical digital readouts on the three axis of the unit.

Hp 3 motor with Kw 2.25 monophase inverter controlled belt speed.

Sanding belt size mm. 2900 x 90 max.

Unit tiltable from -30° to +100°

Extraction hood Ø 120 mm.

Extraction rate 1000 m³/hr at 25

mt/sec.

Compressed air 100 l/min.

MOD. SBI/3 - Levigatore a disco

Gruppo levigatore a disco scotch-brite con recupero automatico del consumo mola.

Indicatori di posizione digitali sui tre assi di regolazione del gruppo.

Potenza motore HP 3 a 1400 giri/min.


Albero portamola Ø 30 mm con anelli distanziatori.

Dimensioni mola Ø 200 x h.100 mm max.

Capacità di inclinazione 360° compatibilmente con gli ingombri macchina.

Presca aspirazione Ø 100 mm.

Aria aspirata 700 m³/h a 25 mt/sec.



Levigatore a mola SBI 3
Disc sanding unit SBI 3

MOD. SBI/3 - Disc sander

Disc sanding unit with automatic self-compensation.

Mechanical digital readouts on the three axis of the unit.

3 HP motor at 1400 rpm.

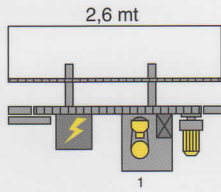
Spindle Ø 30 mm with spacers.

Tool Ø 200 x h. 100 mm max.

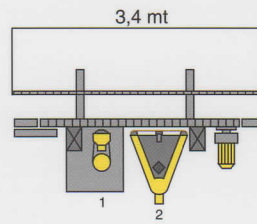
- Unit tiltable 360° according to the machine characteristics.

- Extraction hood Ø 100 mm.

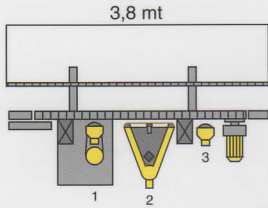
- Extraction rate 700 m³/hr at 25 mt/sec.



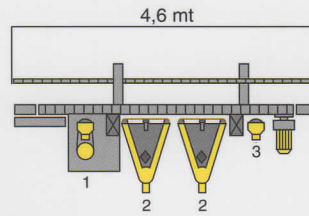
Mod. 16T



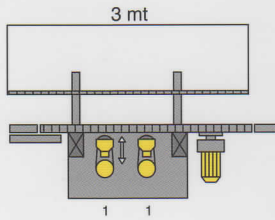
Mod. 24TN



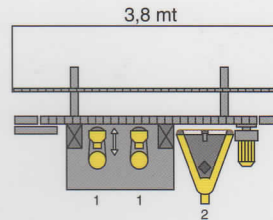
Mod. 28TND



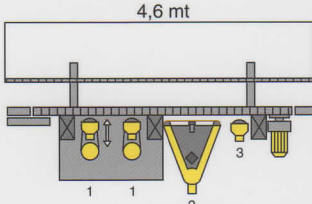
Mod. 36TNN



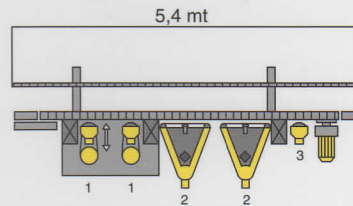
Mod. 20TT



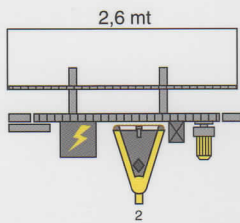
Mod. 24TTN



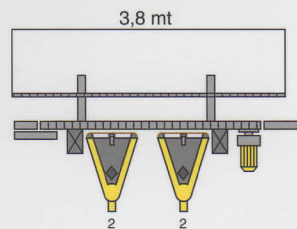
Mod. 36TTND



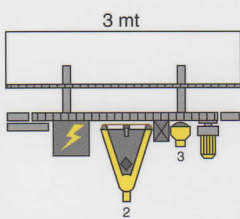
Mod. 44TTNN



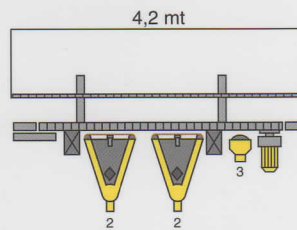
Mod. 16N



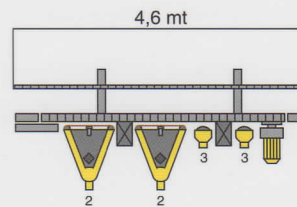
Mod. 28NN



Mod. 20ND



Mod. 32NND



Mod. 36NND

Gruppo A - Group A

Gruppo B - Group B


Gruppo C - Group C

DATI TECNICI TECHNICAL SPECIFICATIONS

Struttura Frame	Acciaio saldato antivibrazioni Vibrations free welded steel
Cingolo di avanzamento Feed track	Hp 2 regolabile da 5 a 25mt/min. Hp 2 adjustable from 5 to 25mt/min.
Pressore superiore Top holding system	Regolabile con ruote gommatae ø60 su cuscinetto a sfere Adjustable with ø60 rubber wheels on ball bearing
Guida laterale tenuta pezzi Lateral guide for mouldings	Regolabile con ruote gommatae ø40 su cuscinetto a sfere Adjustable with ø40 rubber wheels on ball bearing
Supporto laterale pannelli larghi Lateral support for wide panels	Regolabile con sistema Petiral Adjustable with Petiral system
Altezza utile di lavoro max. Max working thickness	100 mm
Lunghezza utile di lavoro min. Min working length	50 mm (lavorazione sul bordo) 1000 mm (profili) 50 mm (ledge processing) 1000 mm (mouldings)
Controllo elettronico Electronic control	Funzioni automatiche gruppi e diagnostica macchina Automatic functions and machine diagnostic
Normative Safety rules	CE-UL-CSA
Pesi di riferimento Reference weights	COMPACT easy line 16T: 750Kg, COMPACT easy line 44 TTNND: 1850 Kg

Bordi e profili

Edges and profiles



Tecnolegno Srl

Via Perugia, 25
61100 Pesaro Italy

Tel. (+39) 0721 23600

Fax (+39) 0721 23983

www.tecnolegnoitaly.it

info@tecnolegnoitaly.it